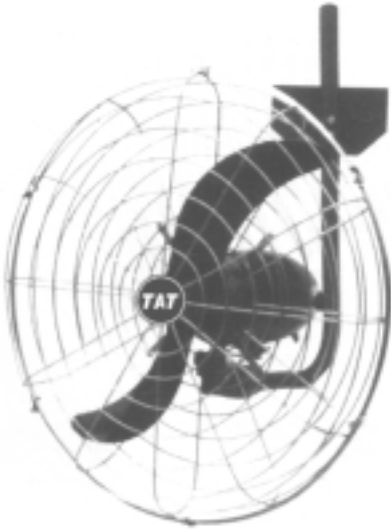
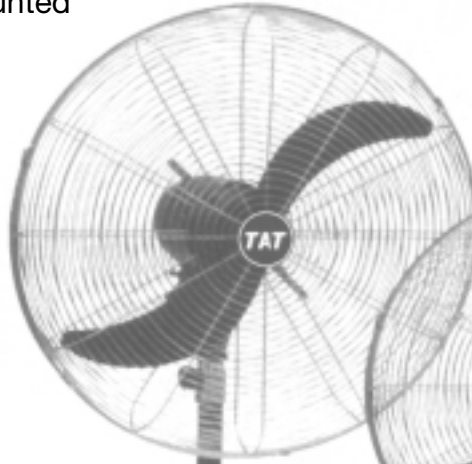



All Type of Industrial Fans



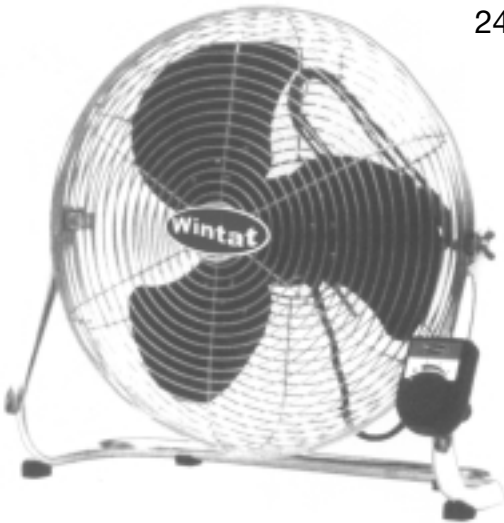
20", 24", 26" WF1(OG & MG)
Wall-Mounted



24", 26" PF1(MG)
Pedestal




20"PF1(OG & MG)
Pedestal



12", 16", 18", 20" Desk Fan (MG)

BLOWER/FLEXIBLE DUCT



8", 10", 12", Portable



12"~36"
Ventilating Fan

Order No	Blade Dia (mm)	Voltage (V)	Frequency (Hz)	Phase Poles	Power (w)	Flow Rate CMH	Static Pressure (Pa)	Weight (kg)	
PB-200	200	50/60	1	2p	150	1500	245/410	9	
PB-250	250	50/60	1	2p	320	2500	294/441	12	
PB-300	300	50/60	1	2p	3600	3600	343/490	14	