

Hi Coupling For Compressed Air



| Hose Connection (SH) | |
|----------------------|---------------|
| Order No | Application |
| SH1402 | For 1/4" hose |
| SH1403 | For 3/8" hose |
| SH1404 | For 1/2" hose |
| SH14004 | For 1/2" hose |
| SH14006 | For 3/4" hose |
| SH14008 | For 1" hose |



| Female Thread Connection (SM) | |
|-------------------------------|-------------|
| Order No | Application |
| SM1402 | PT 1/4" |
| SM1403 | PT 3/8" |
| SM1404 | PT 1/2" |
| SM14004 | PT 1/2" |
| SM14006 | PT 3/4" |
| SM14008 | PT 1" |



| Female Thread Connection (SF) | |
|-------------------------------|-------------|
| Order No | Application |
| SF1402 | PT 1/4" |
| SF1403 | PT 3/8" |
| SF1404 | PT 1/2" |
| SF14004 | PT 1/2" |
| SF14006 | PT 3/4" |
| SF14008 | PT 1" |



| Hose Connection (PH) | |
|----------------------|---------------|
| Order No | Application |
| PH1402 | For 1/4" hose |
| PH1403 | For 3/8" hose |
| PH1404 | For 1/2" hose |
| PH14004 | For 1/2" hose |
| PH14006 | For 3/4" hose |
| PH14008 | For 1" hose |



| Female Thread Connection (PM) | |
|-------------------------------|-------------|
| Order No | Application |
| PM1401 | PT 1/8" |
| PM1402 | PT 1/4" |
| PM1403 | PT 3/8" |
| PM1404 | PT 1/2" |
| PM14004 | PT 1/2" |
| PM14006 | PT 3/4" |
| PM14008 | PT 1" |



| Male Thread Connection (PF) | |
|-----------------------------|-------------|
| Order No | Application |
| PF1402 | PT 1/4" |
| PF1403 | PT 3/8" |
| PF1404 | PT 1/2" |
| PF14004 | PT 1/2" |
| PF14006 | PT 3/4" |
| PF14008 | PT 1" |

Super Coupling For Compressed Air (Small & Light Weight For PU Tubing)



| Hose Connection (SH) | |
|----------------------|---------------|
| Order No | Application |
| SH0402 | For 1/4" hose |



| Urethane Hose Connection (SN) | |
|-------------------------------|---------------------------------|
| Order No | Application |
| SN0458 | For $\phi \times \phi$ hose |
| SN04610 | For $\phi.5 \times \phi 0$ hose |



| Female Thread Connection (SM) | |
|-------------------------------|-------------|
| Order No | Application |
| SM0402 | PT 1/4" |




| Male Thread Connection (SF) | |
|-----------------------------|-------------|
| Order No | Application |
| SF0402 | PT 1/4" |



| Female Thread Connection | |
|--------------------------|-------------|
| Order No | Application |
| SM0402 | PT 1/4" |



| Hose Connection (PH) | |
|----------------------|---------------|
| Order No | Application |
| PH0402 | For 1/4" hose |



| Urethane Hose Connection (PN) | |
|-------------------------------|---------------------------------|
| Order No | Application |
| PN0458 | For $\phi \times \phi$ hose |
| PN04610 | For $\phi.5 \times \phi 0$ hose |




| Female Thread Connection (PM) | |
|-------------------------------|-------------|
| Order No | Application |
| PM0401 | PT 1/8" |
| PM0402 | PT 1/4" |



| Male Thread Connection (PF) | |
|-----------------------------|-------------|
| Order No | Application |
| PF0402 | PT 1/4" |

Nylon Quick Coupling With Locking Devices


For Compressed Air, Water, Light Oil



| Socket Female Thread | |
|----------------------|-----------|
| Order No | Pipe Size |
| SF2402 | 1/4" PT |
| SF2403 | 3/8" PT |
| SF2404 | 1/2" PT |



| Socket Male Thread | |
|--------------------|-----------|
| Order No | Pipe Size |
| SM2402 | 1/4" PT |
| SM2403 | 3/8" PT |
| SM2404 | 1/2" PT |



| Socket Hose End | |
|-----------------|--------------|
| Order No | Pipe Size |
| SH2420 | 1/4" PT hose |
| SH2430 | 3/8" PT hose |
| SH2440 | 1/2" PT hose |



| Socket For PU Hose | |
|--------------------|--------------|
| Order No | PU Hose Size |
| SN2458 | 5x8 hose |
| SN24610 | 6.5x10 hose |
| SN24812 | 8x12 hose |



| Plug Female Thread | |
|--------------------|-----------|
| Order No | Pipe Size |
| PF2402 | 1/4" PT |
| PF2403 | 3/8" PT |
| PF2404 | 1/2" PT |



| Plug Male Thread | |
|------------------|-----------|
| Order No | Pipe Size |
| PM2402 | 1/4" PT |
| PM2403 | 3/8" PT |
| PM2404 | 1/2" PT |



| Plug Hose End | |
|---------------|-----------|
| Order No | Pipe Size |
| PH2402 | 1/4" PT |
| PH2403 | 3/8" PT |
| PH2404 | 1/2" PT |




| Plug Angle Male Thread | |
|------------------------|-----------|
| Order No | Pipe Size |
| APM2402 | 1/4" hose |
| APM2403 | 3/8" hose |
| APM2404 | 1/2" hose |



| Angle Plug Hose End | |
|---------------------|-----------|
| Order No | Pipe Size |
| APH2402 | 1/4" hose |
| APH2403 | 3/8" hose |
| APH2404 | 1/2" hose |



| Plug For PU Hose | |
|------------------|-------------|
| Order No | Pipe Size |
| PN2458 | 5x8 hose |
| PN24610 | 6.5x10 hose |
| PN24812 | 8x12 hose |



| Socket Two Way | |
|-----------------------------------|----------------|
| Order No | Can be use for |
| Can be use with any socket & Plug | NSF |
| | NSM |
| | NSH |
| | NPF |
| | NPM |
| | NPML |
| | NPHL |