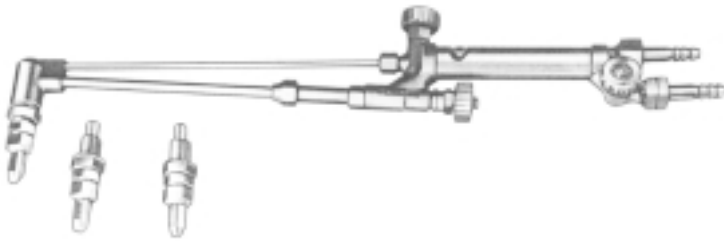


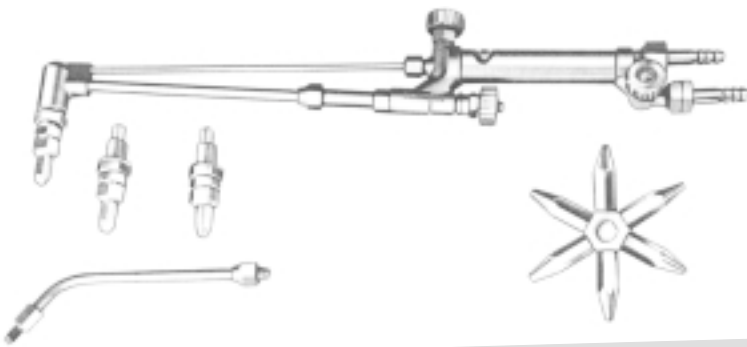
Welding Products

Cutting Torch




Order No	Size (mm)	Weight (g)	Tip No		
			Capacity (mm)		
CT-M	440	670	1	2	3
			1~7	5~15	15~30
CT-LA	530	1,030	A1	A2	A3
			1~20	10~50	50~100
CT-LB	600	1,250	B4	B5	B6
			50~100	100~150	150~200

Combination Set



Order No	Size (mm)	Weight (g)	Contents
WCT-M	440	750	CT-M Cutting Torch W/3 tips
			Welding pipe of WT-M W/7 tips
WCT-L	530	1,260	CT-LA Cutting Torch W/3 tips
			Welding pipe of WT-L W/7 tips

Electrode Holder




Order No	Current (Amp)	Electrode Capacity (mm)	Cable Capacity (mm ²)	Weight (g)
KD-200	200	2.0.5.0	22-38	375
KD-300	300	3.2.6.4	38-50	390
KD-400	400	4.0.8.0	50-60	550
KD-500	500	5.0.9.0	60-80	585
KD-400S	400	4.0.8.0	50-60	550
KD-500S	500	5.0.9.0	60-80	585

Earth Clamp



Order No	Current (Amp)	Cable Capacity (mm ²)	Cable Connection	Weight (g)
KA-300	300	38.50	hex. socket set screw	480
KG-300	300	38.50		530
KG-500	500	60.80		890

Cable Connector



Order No	Current (Amp)	Cable Capacity (mm ²)	Cable Connection	Weight (g)
KB-300	300	22.50	hex. socket set screw	400
KS-300	300	22.50		325
KS-500	500	50.80		560