

# Accessories / Spare Parts

## ACCESSORIES • SPARE PARTS

Accessories, such as collets, collet bodies, different length back caps, gas lens collet bodies and nozzles, must be ordered to complete the torch package. These accessories may be ordered in convenient accessory kits, listed on the back, or can be ordered separately as needed.

### COLLETS

TORCH	PART NO.	SIZE	
		IN	mm
WP-9, 9P, 9V, 20, 20P, 25 	13N20	.020	0.5
	13N21	.040	1.0
	13N22	1/16	1.6
	13N23	3/32	2.4
	13N24	1/8	3.2
WP-17, 17V, 18, 18P, 18V, 26, 26V 	10N21	.020	0.5
	10N22	.040	1.0
	10N23	1/16	1.6
	10N24	3/32	2.4
	10N25	1/8	3.2
	54N20	5/32	4.0
WP-24, 24W   FOR GAS LENS 	53N15	.020	0.5
	53N16	.040	1.0
	53N14	1/16	1.6
	24C332	3/32	2.4
WP-12 	53N62	.020	0.5
	53N63	.040	1.0
	53N64	1/16	1.6
	24GLC332	3/32	2.4
	85Z14	1/16	1.6
	85Z15	3/32	2.4
	85Z16	1/8	3.2
	85Z17	5/32	4.0
	85Z18	3/16	4.8
	85Z19	1/4	6.4

### COLLET BODIES

TORCH	PART NO.	SIZE	
		IN	mm
WP-9, 9P, 9V, 20, 20P, 25 	13N25	.020	0.5
	13N26	.040	1.0
	13N27	1/16	1.6
	13N28	3/32	2.4
	13N29	1/8	3.2
WP-17, 17V, 18, 18P, 18V, 26, 26V 	10N29	.020	0.5
	10N30	.040	1.0
	10N31	1/16	1.6
	10N32	3/32	2.4
	10N28	1/8	3.2
406488	5/32	4.0	
WP-24, 24W* 	53N17	.020	0.5
	53N18	.040	1.0
	53N19	1/16	1.6
	24CB332	3/32	2.4
WP-12 	11WP65	1/16-1/4	1.6-6.4

\*Note: Order wrench (53N20) for WP-24, 24W Collet Body

### CHUCKS

WP-50, 50V 	50C20	.020	0.5
	50C40	.040	1.0

### STUBBY COLLETS/COLLET BODIES

The stubby collet system allows use of a smaller nozzle reducing the overall torch head length giving access to confined areas, many times eliminating the need and cost of changing to a smaller torch.

#### STUBBY COLLETS

TORCH	PART NO.	SIZE	
		IN	mm
WP-17, 17V, 18, 18V, 18P, 26, 26V 	10N22S	.040	1.0
	10N23S	1/16	1.6
	10N24S	3/32	2.4
	10N25S	1/8	3.2

#### STUBBY COLLET BODY (Also order insulator)

WP-17, 17V, 18, 18V, 18P, 26, 26V 	17CB20	ALL
--------------------------------------------------------------------------------------------------------------------------	--------	-----

### GAS LENS COLLET BODIES (Also order insulator)


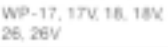

The gas lens virtually eliminates turbulence in the gas shielding stream as it emerges from the nozzle. The result is better shielding patterns; also the long stable stream allows the electrode to be extended farther beyond the end of the nozzle for improved visibility of the weld zone.

TORCH	PART NO.	SIZE	
		IN	mm
WP-9, 9P, 9V, 20, 20P, 24, 24W, 25 	45V41	.020	0.5
	45V42	.040	1.0
	45V43	1/16	1.6
	45V44	3/32	2.4
	45V45	1/8	3.2
WP-17, 17V, 18, 18P, 18V, 26, 26V 	45V29	.020	0.5
	45V24	.040	1.0
	45V25	1/16	1.6
	45V26	3/32	2.4
	45V27	1/8	3.2
	45V28	5/32	4.0
WP-17, 17V, 18, 18P, 18V, 26, 26V  LARGE DIA. GAS LENS 	45V0204	.020-.040	0.5-1.0
	45V116	1/16	1.6
	45V64	3/32	2.4
	995795	1/8	3.2
WP-12 	45V63	5/32	4.0
	11GL16	1/16	1.6
	11GL32	3/32	2.4
	11GL18	1/8	3.2
	11GL53	5/32	4.0
	11GL36	3/16	4.8


### INSULATORS

TORCH	PART NO.
WP-17, 17V, 18, 18V, 18P, 26, 26V GAS LENS	54N01
LARGE DIAMETER GAS LENS (use on above torches)	54N63
WP-9, 9P, 9V, 20, 20P, 25 (supplied on torch body)	598882
WP-24, 24W GAS LENS	53N66
WP-12 GAS LENS	12GLG
STUBBY COLLET BODY	18CG20

### BACK CAPS

TORCH	PART NO.	SIZE
WP-9, 9V, 20 	41V33	SHORT
	41V35	MEDIUM
	41V24	LONG
WP-17, 17V, 18, 18V, 26, 26V 	57Y02	LONG
	57Y04	SHORT
WP-12 	56Y44	LONG
	56Y45	SHORT

### POWER CABLE ADAPTERS



Power cable adapters are not supplied with the torch packages. This avoids cost of duplicate adapters if the new torch is purchased as a replacement. Order adapters separately if needed.

TORCH	ADAPTER
WP-18, 18P, 18V, 20, 20P, 24W, 25, 12	45V11
WP-9, 9P, 9V*, 17*, 17V*, 50, 50V	105Z57
WP-24	53N43
WP-26*, 26V*	45V62

\*Note WP-9V, WP-17, 17V, 26, 26V torch packages are supplied with two piece power cable assembly. Adapters are required with optional one piece power cable assembly only.

### GAS CONTROL VALVE

V-2 Handle-mounted valve for WP-9P and WP-24 air-cooled torches. Replaces standard handle and can be installed on torches already in use. Usable with conventional one-piece power cable or heavy-duty two-piece power cable assembly.