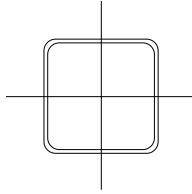


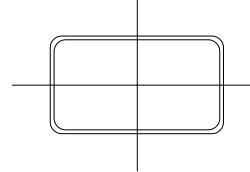
Mild Steel Square Hollow



Size A x B			Size A x B			
Nominal (mm)	Actual (inch)	Thickness Steel (mm)	Nominal (mm)	Actual (inch)	Thickness Steel (mm)	
12 x 12	1/2" x 1/2"	1.0	75 x 75	3" x 3"	2.3	
		1.2			2.4	
		1.6			3.0	
		1.0			3.2	
16 x 16	5/8 x 5/8"	1.2			4.0	
		1.6			4.5	
		1.0			4.6	
		1.2			5.0	
19 x 19	3/4" x 3/4"	1.6			6.0	
		1.0			2.3	
		1.2			3.0	
		1.6			3.2	
25 x 25	1" x 1"	1.0	90 x 90	3 1/2" x 3 1/2"	4.0	
		1.2			4.5	
		1.6			5.0	
		1.8			6.0	
		2.3			6.4	
		3.0			9.0	
		3.2			12.7	
		1.2			3.0	
		1.6			3.2	
		2.0			4.0	
32 x 32	1 1/4" x 1 1/4"	1.6	100 x 100	4" x 4"	4.5	
		1.8			5.0	
		2.0			6.0	
		2.3			6.4	
		2.4			9.0	
		3.0			12.7	
		3.2			15.2	
		1.6			3.0	
		1.8			3.2	
		2.0			4.0	
38 x 38	1 1/2" x 1 1/2"	1.6	125 x 125	5" x 5"	4.5	
		1.8			5.0	
		2.0			6.0	
		2.3			6.4	
		2.4			9.0	
		3.0			12.7	
		3.2			15.2	
		1.6			3.0	
		1.8			3.2	
		2.0			4.0	
50 x 50	2" x 2"	1.6	150 x 150	6" x 6"	4.5	
		1.8			5.0	
		2.3			6.0	
		3.0			6.4	
		3.2			9.0	
		4.0			12.7	
		4.5			15.2	
		1.6			3.0	
		1.8			3.2	
		2.0			4.0	
65 x 65	2 1/2" x 2 1/2"	2.3	178 x 178	7" x 7"	4.5	
		3.0			6.0	
		3.2			6.4	
		4.0			9.0	
		4.5			12.7	
		6.0			15.2	
			203 x 203	8" x 8"	4.5	
					6.0	6.4
					6.4	9.0
					9.5	12.0
					12.7	15.2
					6.0	6.4
					6.4	9.0
					9.0	12.0
					9.5	12.7
					12.7	15.2

GALVANIZED STEEL SHEETS						
Thickness	Width x Length 1219mm x 2438mm [4' x 8']					
	Z - 18			Z - 22 / Z - 25		
	mm	kg/pc	lb/pc	pcs/mt	kg/pc	lb/pc
0.30	7.724	17.028	129.50	7.905	17.428	126.50
0.35	8.891	19.600	112.50	9.072	20.000	110.20
0.40	10.057	22.172	99.40	10.238	22.571	97.70
0.45	11.223	24.743	89.10	11.405	25.143	87.70
0.50	12.390	27.315	80.70	12.571	27.715	79.50
0.55	13.556	29.886	73.80	13.739	30.286	72.80
0.60	14.723	32.458	67.90	14.904	32.858	67.10
0.70	17.056	37.601	58.60	17.237	38.001	58.00
0.75	18.222	40.173	54.88	18.404	40.573	54.30
0.80	19.389	42.745	51.60	19.570	43.144	51.10
0.85	20.555	45.316	48.60	20.737	45.716	48.20
0.90	21.722	47.888	46.00	21.903	48.287	45.70
1.00	24.055	53.031	41.60	24.236	53.431	41.30
1.10	26.388	58.174	37.90	26.569	58.574	37.60
1.20	28.721	63.318	34.80	28.902	63.717	34.60
1.40	33.387	73.604	30.30	33.568	74.004	29.80
1.45	34.553	76.176	28.90	34.734	76.575	28.80
1.50	35.720	78.748	28.00	35.901	79.147	27.90
1.55	36.886	81.319	27.10	37.067	81.719	27.00
1.60	38.052	83.891	26.30	38.234	84.290	26.20
1.80	42.718	94.177	23.40	42.900	94.577	23.30
1.90	45.051	99.320	22.20	45.233	99.720	22.10
2.00	47.384	104.463	21.10	47.566	104.863	21.00
2.30	54.383	119.893	18.40	54.564	120.293	18.30
2.50	59.049	130.180	16.90	59.230	130.579	16.90
2.80	66.048	145.609	15.10	66.229	146.009	15.10
2.90	68.381	150.753	14.60	68.562	151.152	14.60
3.00	70.714	155.896	14.10	70.895	156.296	14.10

Rectangular Hollow



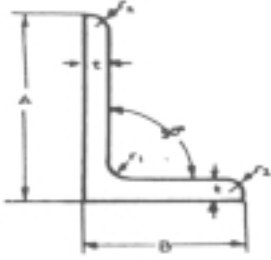
Size A x B			Size A x B			
Nominal (mm)	Actual (inch)	Thickness Steel (mm)	Nominal (mm)	Actual (inch)	Thickness Steel (mm)	
19 x 19	3/4 x 3/8	1.0	100 x 50	4" x 2"	1.9	
		1.2			2.3	
		1.6			3.0	
		1.0			3.2	
20 x 10	3/4 x 3/8	1.0			4.0	
		1.2			4.5	
		1.6			5.0	
		1.0			6.0	
25 x 12	1 x 1/2	1.0			6.0	
		1.2			6.4	
		1.5			9.0	
		1.6			12.0	
32 x 16	1 1/4 x 5/8	1.0	125 x 50	5" x 2"	2.3	
		1.2			3.0	
		1.6			3.2	
		1.0			4.0	
39 x 19	1 1/2 x 3/4	1.0			4.5	
		1.2			6.0	
		1.6			6.4	
		1.0			3.0	
38 x 25	1 1/2 x 1	1.0	150 x 50	6" x 2"	3.2	
		1.2			4.0	
		1.5			4.5	
		1.6			6.0	
40 x 20	1 1/2 x 3/4	1.2	100 x 75	4" x 3"	1.9	
		1.5			2.3	
		1.0			3.0	
		1.2			3.2	
50 x 25	2 x 1	1.0			4.0	
		1.2			4.5	
		1.5			6.0	
		1.6			6.4	
65 x 38	2 1/2 x 1 1/2	2.3	125 x 75	5" x 3"	3.0	
		3.0			3.2	
		1.6			4.0	
		2.3			4.5	
		3.0			6.0	
		3.2			6.4	
75 x 38	3 x 1 1/2	1.6	150 x 75	6" x 3"	3.0	
		1.9			3.2	
		2.3			4.0	
		3.0			4.5	
		3.2			6.0	
		4.0			6.4	
75 x 50	3 x 2	1.9	150 x 100	6" x 4"	3.0	
		2.3			3.2	
		3.0			4.0	
		3.2			4.5	
		4.0			6.0	
		4.5			6.4	
			200 x 100	8" x 4"	9.0	
					12.0	12.0
					12.7	15.2
					1.6	3.0
					1.9	3.2
					2.3	4.0
					3.0	4.5
					3.2	6.0
					4.0	6.4
					4.5	9.0
			200 x 150	8" x 6"	4.5	
					6.0	6.4
					9.0	9.0
					9.5	12.0
					12.0	12.7
					4.5	6.0
					6.0	6.4
					9.0	9.0
					9.5	12.0
					12.0	12.7

COLD-ROLLED STEEL SHEETS

Thickness mm	Width x Length 1219 mm x 2438 [4' x 8']			Width x Length 914 mm x 1829 mm [3' x 6']		
	kg/pc	lb/pc	pcs/mt	kg/pc	lb/pc	pcs/mt
0.30	6.999	15.430	142.900	3.940	8.680	253.900
0.40	9.332	20.573	107.200	5.250	11.580	169.200
0.45	10.498	23.145	95.300	5.910	13.020	169.000
0.50	11.665	25.716	85.700	6.560	14.470	152.300
0.55	12.831	28.288	77.900	7.220	15.920	138.500
0.60	13.998	30.859	71.400	7.880	17.360	126.900
0.70	16.331	36.003	61.200	9.190	20.260	108.800
0.80	18.664	41.146	53.600	10.500	23.150	95.200
0.90	20.997	46.289	47.600	11.800	26.050	86.000
1.00	23.330	51.432	42.900	13.100	28.940	76.100
1.10	25.663	56.576	39.000	14.440	31.840	69.252
1.20	27.996	61.719	35.700	15.800	34.730	63.400
1.40	32.661	72.005	30.600	18.400	40.520	54.300
1.45	33.828	74.577	29.600	19.040	41.980	52.500
1.50	34.994	77.149	28.600	19.700	43.410	50.700
1.55	36.161	79.722	27.700	20.350	44.870	49.100
1.60	37.327	82.292	26.800	21.000	46.300	47.600
1.80	41.993	92.578	23.800	23.630	52.100	42.300
1.90	44.326	97.722	22.600	24.940	54.990	40.100
2.00	46.659	102.865	21.400	26.300	57.880	38.000
2.30	53.658	118.295	18.600	30.200	66.560	33.100
2.50	58.324	128.581	17.100	32.820	72.360	30.500
2.80	65.323	144.011	15.300	36.760	81.050	27.200
2.90	67.656	149.154	14.800	38.070	83.930	26.200
3.00	69.989	154.297	14.300	39.380	86.818	27.500
3.20	74.700	164.686	13.387	42.000	92.621	23.809

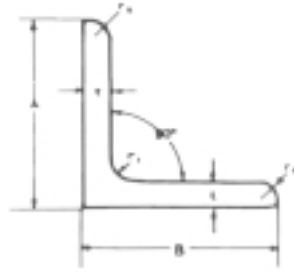
Mild Steel Unequal Angle

All size 2 meter length



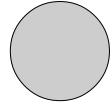
Section A x B (mm)	Thickness (mm)	Section A x B (mm)	Thickness (mm)
40 x 20	3	125 x 90	7
	5		9
50 x 35	4		10
	6		13
65 x 50	5	150 x 75	7
	6		9
	7		10
	9		12
75 x 50	6	150 x 90	15
	8		9
	9		10
	10		12
75 x 65	6	150 x 90	15
	8		9
	10		12
	12		15
100 x 65	7	175 x 90	9
	9		12
	12		15
100 x 75	7	175 x 100	10
	8		12
	10		13
	13		15
100 x 90	7	200 x 90	11
	10		12
	13		13
125 x 75	7	200 x 100	15
	8		12
	9		15
	10		18
	12		
13			

Equal Angle



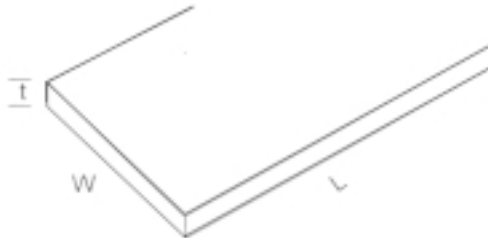
Size A x B (mm)	Thickness (mm)	Size A x B (mm)	Thickness (mm)
90 x 90	6	20 x 20	3
	7	25 x 25	3
	8		4
	9		5
	10	30 x 30	3
	12		4
100 x 100	13		5
	6	35 x 35	3
	7		5
	8	40 x 40	3
	10		4
120 x 120	12		5
	13		6
	15	45 x 45	4
	8		5
125 x 125	10		6
	12		8
	8	50 x 50	3
	9		4
10	5		
12	6		
130 x 130	15		7
	8	60 x 60	8
	9		4
	10		5
12	6		
150 x 150	15		7
	10	63 x 63	9
	12		6
	15		8
	18		5
175 x 175	19		6
	12	75 x 75	8
	15		10
18	12		
200 x 200	20		6
	12		8
	15		9
	16		12

Round Bar



Round Bar Size (mm)
6
8
9
10
12
13
15
16
18
19
20
22
25
28
30
32
38
40
44
45
50
55
60
65
70
75
80
90
100
115
120
125
130
140
150
200
250
300

Mild Steel Flat Bar



Square Bar



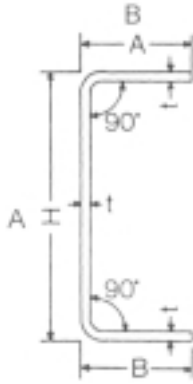
Square Bar Size (mm)
6
8
9
10
12
13
15
16
18
19
20
22
25
28
30
32
35
38
40
44
45
50
55
60
65
70
75
80
90
100
110
120
130
140
150

HOT-ROLLED STEEL PLATES & SHEETS

Thickness t (mm)	Unit Weight m (kg/ft²)	Width x Length					
		5' x 10' 1524mm x 3048mm			5' x 20' 1524mm x 6096mm		
		kg/pc	lb/pc	pcs/mt	kg/pc	lb/pc	pcs/mt
1.2	0.875	43.750	96.475	22.852	87.520	192.949	11.426
1.4	1.021	51.050	112.546	19.589	102.100	225.093	9.794
1.5	1.094	54.700	120.593	18.282	109.400	241.187	9.141
1.6	1.167	58.350	128.640	17.138	116.700	257.280	8.569
1.8	1.313	65.650	144.734	15.232	131.300	289.468	7.616
1.9	1.386	69.300	152.781	14.430	138.600	305.562	7.215
2.0	1.459	72.950	160.828	13.708	145.900	321.656	6.854
2.2	1.605	80.250	176.922	12.461	160.500	353.843	6.231
2.3	1.677	83.850	184.860	11.926	167.700	369.716	5.963
2.5	1.824	91.200	201.062	10.965	182.400	402.125	5.482
2.8	2.042	102.100	225.093	9.794	204.200	450.185	4.897
2.9	2.120	106.000	233.691	9.434	212.000	467.382	4.717
3.0	2.188	109.400	241.187	9.141	216.800	482.373	4.570
3.2	2.334	116.700	257.280	8.569	233.400	514.561	4.284
4.0	2.917	145.850	321.545	6.856	291.700	643.091	3.428
4.3	3.136	156.800	345.686	6.378	313.600	691.372	3.189
4.5	3.282	164.100	361.780	6.094	328.200	723.560	3.047
5.0	3.646	182.300	401.904	5.485	364.600	803.808	2.743
5.8	4.230	211.500	466.279	4.728	423.000	932.558	2.364
6.0	4.376	218.800	482.373	4.570	437.600	964.746	2.285
7.5	5.470	273.500	602.966	3.656	547.000	1205.933	1.828
8.0	5.834	291.700	643.091	3.428	583.400	1286.181	1.714
9.0	6.564	328.200	723.560	3.047	656.400	1447.119	1.523
10.0	7.293	364.650	803.918	2.742	729.300	1607.837	1.371
12.0	8.752	437.600	964.746	2.285	875.200	1929.492	1.143
15.0	10.940	547.000	1205.933	1.828	1094.000	2411.865	0.914
16.0	11.670	583.500	1286.402	1.714	1167.000	2572.803	0.857
18.0	13.130	656.500	1447.340	1.523	1313.000	2894.679	0.762
19.0	13.860	693.000	1527.809	1.443	1386.000	3055.617	0.722
20.0	14.590	729.500	1608.278	1.371	1459.000	3216.555	0.685
22.0	16.040	802.000	1768.113	1.247	1604.000	3536.227	0.623
24.0	17.500	875.000	1929.051	1.143	1750.000	3858.103	0.571
25.0	18.230	911.500	2009.520	1.097	1823.000	4019.040	0.549
25.4	18.520	925.000	2041.487	1.080	1852.000	4082.975	0.540
30.0	21.880	1094.000	2411.865	0.914	2188.000	4823.730	0.457
32.0	23.340	1167.000	2572.803	0.857	2334.000	5145.606	0.428
35.0	25.527	1276.350	2813.880	0.783	2552.700	5627.759	0.392
38.0	27.715	1385.750	3055.066	0.722	2771.500	6110.132	0.361
40.0	29.173	1458.650	3215.784	0.686	2917.300	6431.567	0.343
45.0	32.820	1641.000	3617.798	0.609	3282.000	7235.596	0.305
50.0	36.467	1823.350	4019.812	0.548	3646.700	8039.624	0.274
65.0	47.407	2370.350	5225.745	0.422	4740.700	10451.489	0.211
75.0	54.700	2735.000	6029.663	0.366	5470.000	12059.326	0.183
100.0	72.933	3646.650	8039.514	0.274	7293.300	16079.028	0.137

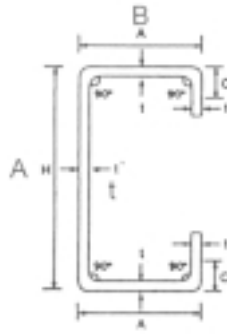
Mild Steel Plain Channels

Dimensions A x B (mm)	Thickness (mm)
60 x 30 x 30	1.60
(2 3/8" x 1 1/4")	2.30
75 x 40 x 40	1.60
(3" x 1 1/2" x 1 1/2")	2.30
	3.00
	3.20
100 x 50 x 50	1.60
(4" x 2" x 2")	2.30
	3.00
	4.00
	4.50
125 x 50 x 50	2.30
(5" x 2" x 2")	3.00
	4.00
	4.50
150 x 65 x 65	2.30
(6" x 2 1/2" x 2 1/2")	3.00
	3.20
	4.00
	4.50
175 x 75 x 75	2.30
(7" x 3" x 3")	3.00
	3.20
	4.00
	4.50
200 x 75 x 75	2.30
(8" x 3" x 3")	3.00
	4.00
	4.50
225 x 75 x 75	2.30
(9" x 3" x 3")	3.00
	3.20
	4.00
	4.50
250 x 75 x 75	2.30
(10" x 3" x 3")	3.00
	3.20
	4.00
	4.50

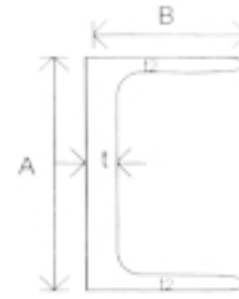


Mild Steel Lipped Channels

Dimensions A x B (mm)	Thickness (mm)	Dimensions A x B (mm)	Thickness (mm)
60 x 30 x 10	1.60	200 x 75 x 20	2.30
(2 3/8" x 1 1/4" x 3/8")	2.30	(8" x 3" x 3/4")	3.00
75 x 45 x 15	1.60		3.20
(3" x 1 3/4" x 5/8")	2.30		4.00
	3.20		4.50
100 x 50 x 20	1.60	200 x 75 x 25	2.30
(4" x 2" x 3/4")	2.30	(8" x 3" x 1")	3.00
	3.00		3.20
	3.20		4.00
	4.00		4.50
	4.50	225 x 75 x 20	2.30
125 x 50 x 20	2.30	(9" x 3" x 3/4")	3.00
(5" x 2" x 3/4")	3.00		3.20
	3.20		4.00
	4.00		4.50
	4.50	225 x 75 x 25	2.30
150 x 65 x 20	2.30	(9" x 3" x 1")	3.00
(6" x 2 1/2" x 3/4")	3.00		4.00
	3.20		4.50
	4.00	250 x 75 x 20	2.30
	4.50	(10" x 3" x 3/4")	3.00
175 x 75 x 20	2.30		3.20
(7" x 3" x 3/4")	3.00		4.00
	3.20		4.50
	4.00	250 x 75 x 25	2.30
	4.50	(10" x 3" x 1")	3.00
			4.50



Mild Steel Channels



Normal Size A x B t (mm)
50 x 25 x 4.0
65 x 40 x 4.8
75 x 40 x 5.0
100 x 48 x 5.3
100 x 50 x 5.0
120 x 53 x 5.5
125 x 65 x 6.0
150 x 75 x 6.5
150 x 75 x 9.0
180 x 68 x 7.0
180 x 75 x 7.0
180 x 90 x 7.5
200 x 75 x 9.0
200 x 80 x 7.5
200 x 90 x 8.0
230 x 80 x 8.0
230 x 90 x 8.5
250 x 80 x 8.0
250 x 90 x 9.0
250 x 90 x 11.0
300 x 85 x 7.5
300 x 90 x 9.0
300 x 90 x 10.0
300 x 100 x 10.0
380 x 100 x 10.5
380 x 100 x 13.0

MILD STEEL SHIP PLATE (ABS GRADE A)									
Imperial Units JIS (18.524 Kg/in ²)									
Thickness		Unit weight	Width x Length, ft						
t	M		4 x 8	5 x 10	5 x 20	5 x 30	6 x 20	6 x 30	8 x 30
in	mm	kg/ft ²	32	50	100	150	120	180	240
1/16	1.59	1.158	37.1	57.9	116	174	139	208	278
1/8	3.18	2.316	74.1	116	232	347	278	417	556
3/16	4.76	3.473	111	174	347	521	417	625	834
1/4	6.35	4.631	148	232	463	695	556	834	1,111
5/16	7.94	5.789	185	289	579	868	695	1,042	1,389
3/8	9.53	6.946	222	347	695	1,042	834	1,250	1,667
7/16	11.11	8.104	259	405	810	1,256	972	1,459	1,945
1/2	12.70	9.262	296	463	926	1,389	1,111	1,667	2,223
9/16	14.24	10.42	333	521	1,042	1,563	1,250	1,876	2,501
5/8	15.88	11.58	371	579	1,158	1,737	1,390	2,084	2,779
11/16	17.46	12.74	408	637	1,274	1,911	1,529	2,293	3,058
3/4	19.05	13.89	444	694	1,389	2,084	1,667	2,500	3,334
13/16	20.64	15.05	482	752	1,505	2,254	1,806	2,709	3,612
7/8	22.23	16.21	519	810	1,621	2,432	1,945	2,918	3,890
15/16	23.81	17.37	556	868	1,737	2,606	2,084	3,127	4,169
1	25.40	18.52	593	926	1,852	2,778	2,222	3,334	4,445
1 1/8	28.58	20.84	667	1,042	2,084	3,126	2,501	3,751	5,002
1 1/4	31.75	23.16	741	1,158	2,316	3,474	2,779	4,169	5,558
1 1/8	34.93	25.47	815	1,274	2,547	3,820	3,056	4,585	6,113
1 1/2	38.10	27.79	889	1,390	2,779	4,168	3,335	5,002	6,670
1 3/8	41.28	30.10	963	1,505	3,010	4,515	3,612	5,418	7,224
1 3/4	44.45	32.42	1,037	1,621	3,242	4,863	3,890	5,836	7,781
1 7/8	47.63	34.73	1,111	1,736	3,473	5,210	4,168	6,251	8,335
2	50.80	37.05	1,186	1,852	3,705	5,558	4,446	6,669	8,892
2 1/2	63.50	46.31	1,482	2,316	4,631	6,946	5,557	8,336	11,114
3	76.20	55.57	1,778	2,778	5,557	8,336	6,668	10,003	13,337
4	101.60	74.10	2,371	3,705	7,410	11,115	8,892	13,338	17,784
5	127.00	92.62	2,964	4,631	9,262	13,893	11,114	16,672	22,229
6	152.40	111.1	3,557	5,558	11,114	16,672	13,338	20,006	26,675

MILD STEEL CHEQUERED PLATES [Floor Plates]						
Thickness	Width x Length			Width x Length		
	4' x 8'			5' x 10'		
	1219mm x 2438mm			1524mm x 3048mm		
	Calculated Weight			Calculated Weight		
mm	kg/pc	lb/pc	pcs/mt	kg/pc	lb/pc	pcs/mt
3.0mm	75.869	165.497	13.30	117.336	258.679	8.50
3.2mm	79.735	175.530	12.50	124.629	274.350	8.00
4.0mm	98.398	216.930	10.10	153.801	339.073	6.50
4.3mm	105.394	232.354	9.10	164.740	363.189	5.80
4.5mm	110.063	242.645	9.00	172.033	379.264	5.80
5.8mm	140.392	309.511	7.10	219.437	483.775	4.50
6.0mm	145.057	319.795	6.90	226.730	499.849	4.40
7.5mm	180.052	396.590	5.60	281.426	620.432	3.60
8.0mm	191.717	422.400	5.20	299.659	660.220	3.30
9.0mm	215.046	474.090	4.70	336.123	741.017	3.00
10.0mm	238.376	525.524	4.20	372.587	821.405	2.70
12.0mm	285.035	628.388	3.50	445.516	982.185	2.20

BS 1387:1985 Welded Steel Pipes

CLASS A					CLASS B					CLASS C				
Nominal Size		Outside Diameter	Wall Thickness	Inside Diameter	Nominal Size		Outside Diameter	Wall Thickness	Inside Diameter	Nominal Size		Outside Diameter	Wall Thickness	Inside Diameter
mm	inch	mm	mm	mm	mm	inch	mm	mm	mm	mm	inch	mm	mm	mm
15	1/2"	21.4	2.00	17.40	15	1/2"	21.70	2.65	16.40	15	1/2"	21.70	3.25	15.20
20	3/4"	26.9	2.35	22.20	20	3/4"	27.20	2.65	21.90	20	3/4"	27.20	3.25	20.70
25	1"	33.8	2.65	28.50	25	1"	34.20	3.25	27.70	25	1"	34.20	4.05	26.10
32	1 1/4"	42.5	2.65	37.20	32	1 1/4"	42.90	3.25	36.40	32	1 1/4"	42.90	4.05	34.80
40	1 1/2"	48.4	2.90	42.60	40	1 1/2"	48.80	3.25	42.30	40	1 1/2"	48.80	4.05	40.70
50	2"	60.2	2.90	54.40	50	2"	60.80	3.65	53.50	50	2"	60.80	4.50	51.80
65	2 1/2"	76.0	3.25	69.50	65	2 1/2"	76.60	3.65	69.30	65	2 1/2"	76.60	4.50	67.60
80	3"	88.7	3.25	82.20	80	3"	89.50	4.05	81.40	80	3"	89.50	4.85	79.80
90	3 1/2"	101.1	3.65	93.80	100	4"	114.90	4.50	105.90	100	4"	114.90	5.40	104.10
100	4"	113.9	3.65	106.60	125	5"	140.60	4.85	130.90	125	5"	140.60	5.40	129.80
					150	6"	166.10	4.85	156.40	150	6"	166.10	5.40	155.30
					200	8"	216.30	5.80	204.70					
					250	10"	267.40	6.60	254.20					
					300	12"	318.50	6.90	304.70					

Brigh Polished Shaft

AF Size inch	MM Size	MM Size
1/8"	4	50
3/16"	5	51
1/4"	6	52
5/16"	7	53
3/8"	8	54
7/16"	9	55
1/2"	10	56
9/16"	11	57
5/8"	12	58
11/16"	13	59
3/4"	14	60
13/16"	15	61
7/8"	16	62
15/16"	17	63
1"	18	64
1 1/8"	19	65
1 3/16"	20	66
1 1/4"	21	67
1 5/16"	22	68
1 3/8"	23	69
1 7/16"	24	70
1 1/2"	25	71
1 9/16"	26	72
1 5/8"	27	73
1 11/16"	28	74
1 3/4"	29	75
1 13/16"	30	76
1 7/8"	31	77
1 15/16"	32	78
2"	33	79
2 1/8"	34	80
2 1/4"	35	85
2 3/8"	36	90
2 1/2"	37	95
2 5/8"	38	100
2 3/4"	39	110
2 7/8"	40	
3"	41	
3 1/8"	42	
3 1/4"	43	
3 3/8"	44	
3 1/2"	45	
3 5/8"	46	
3.314"	47	
4"	49	

Brigh Polished Square Bar

AF Size inch	MM Size
1/4"	5
5/16"	5
3/8"	5
1/2"	7
5/8"	8
3/4"	9
7/8"	10
1"	12
1 1/8"	14
1 1/4"	16
1 3/8"	19
1 1/2"	22
1 5/8"	25
1 3/4"	28
1 7/8"	30
2"	32
	38
	42
	44
	50

Round Hollow Bar

Nominal Size	Outer Diameter	G-18 (1.0mm)		G-18 (1.2mm)		G-16 (1.6mm)		
		Kg/m	Kg/6m	Kg/m	Kg/6m	Kg/m	Kg/6m	
mm	inch	mm	mm	mm	mm	mm	mm	
12	1/2"	12.7	0.289	1.734	0.340	2.040	0.438	2.628
16	5/8"	15.9	0.368	2.208	0.435	2.610	0.564	3.384
19	3/4"	19.1	0.447	2.682	0.530	3.180	0.691	4.146
22	7/8"	22.2	0.523	3.138	0.622	3.732	0.813	4.878
25	1"	25.4	0.602	3.612	0.716	4.296	0.939	5.634
28	1 1/8"	28.6	0.681	4.086	0.811	4.866	1.066	6.396
32	1 1/4"	31.8	0.760	4.560	0.906	5.436	1.192	7.152
35	1 3/8"	34.9	--	--	1.000	6.000	1.318	7.908
38	1 1/2"	38.1	--	--	1.092	6.552	1.440	8.640
41	1 5/8"	41.3	--	--	1.187	7.122	1.567	9.402
44	1 3/4"	44.5	--	--	1.281	7.686	1.693	10.158
47	1 7/8"	47.6	--	--	1.373	8.238	1.815	10.890
50	2"	50.8	--	--	1.468	8.808	1.942	11.652
54	2 1/8"	54.0	--	--	1.563	9.378	2.068	12.408
57	2 1/4"	57.2	--	--	--	--	2.194	13.164
60	2 3/8"	60.3	--	--	--	--	2.316	13.896
65	2 1/2"	63.5	--	--	--	--	2.443	14.658
80	3"	76.2	--	--	--	--	2.944	17.664

ELECTRO GALVANIZED STEEL SHEETS

Gauge No. SWG	Thickness	Size	Unit Weight KG/PC
	mm	Width x Length	
G-27	0.40	4' x 8'	9.335
G-25	0.50	4' x 8'	11.668
G-24	0.55	4' x 8'	12.836
G-23	0.60	4' x 8'	14.002
G-22	0.70	4' x 8'	16.336
G-21	0.80	4' x 8'	18.670
G-20	0.90	4' x 8'	21.004
G-19	1.00	4' x 8'	23.338
G-18	1.20	4' x 8'	28.005
G-16	1.50	4' x 8'	35.006
G-16	1.60	4' x 8'	37.340
G-15	1.90	4' x 8'	44.341
G-14	2.00	4' x 8'	46.758
G-13	2.30	4' x 8'	53.678
G-12	2.50	4' x 8'	58.344
G-11	2.90	4' x 8'	67.679
G-10	3.00	4' x 8'	70.013