

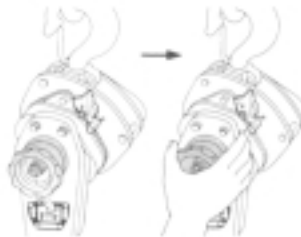
Lever Block

Idling operation:


1. Depress the retaining pawl until it hits the bottom and pull the grip ring towards you.
2. The chain can be adjusted up and down by hand.
3. To terminate the idling. Set the change lever in the down (⇩) position. (See diagram at left). Then, depressing the retaining pawl as far as it goes, push the grip ring gently so as to let the pawl engage the outer edge of the retaining plate.

Thereafter, grip the grip ring and handle with a single hand, push them in as it is rotated counterclockwise.

The retaining pawl returns to the original position.



Plain Trolley



Geared Trolley

¾ ton

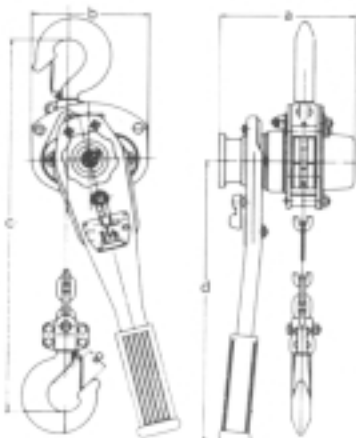
1½ ton

3ton

6ton



Specifications



Capacity (tons)	¾	1	1½	3	6	
Standard lift (m)	1.5	1.5	1.5	1.5	1.5	
Net weight (kg)	6.9	8.8	9.7	16.3	26.7	
Minimum distance between hooks (mm)	295	320	325	395	590	
Pull on lever to lift full load (kg)	16	18	18	33	35	
Type No.	08-VR	10-VR	15-VR	30-VR	60-VR	
Dimensions	a (mm)	147	163	163	192	192
	b (mm)	128	147	147	181	235
	c (mm)	295	320	325	395	590
	d (mm)	250	250	360	360	360
	g (mm)	27	30	34	43	47

*Hoists with the lift in other lengths are also available.